

# INSTRUCTIONS FOR REPROGRAMMING FINDER TIME SWITCHES 12 SERIES IN CASE OF DATE MISALIGNMENT

To enable the correct operation of the inserted automation, it is possible to **reprogram the Types 12.51, 12.6x, and 12.Ax** time switches only if configured in weekly programming.

Below are the **STEPS** for reprogramming:

**01. If you changed the year back to 2019 in March 2024, you will need to enter the current year by 31st December 2024.**

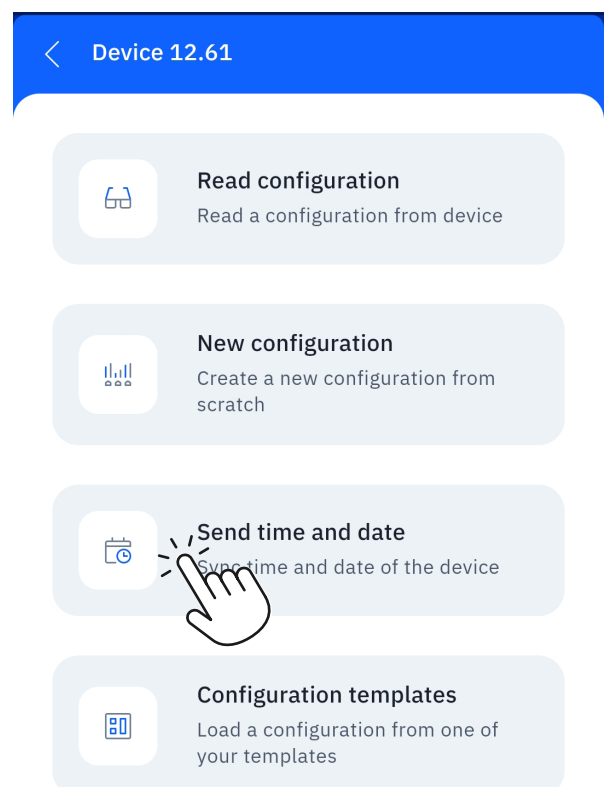
Failure to do so will result in a date mismatch on 3rd January 2025.

N.B.: This will **NOT** reoccur every leap year.

**02. If in March 2024 you did NOT change the year back to 2019, from 1st April 2024 onward, in order to avoid date misalignment in 2025, you need to enter the current year as per the procedure below**

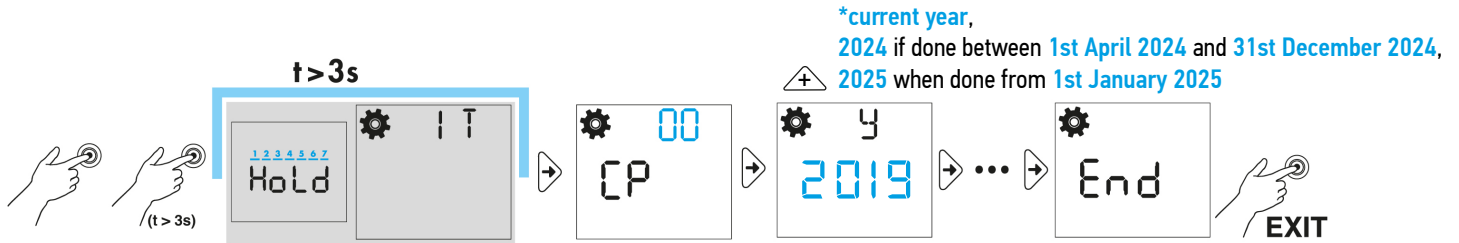
## HOW TO SET THE CURRENT YEAR VIA THE TOOLBOX APP

**By updating the Toolbox app, simply send the date and time to set the current year.**

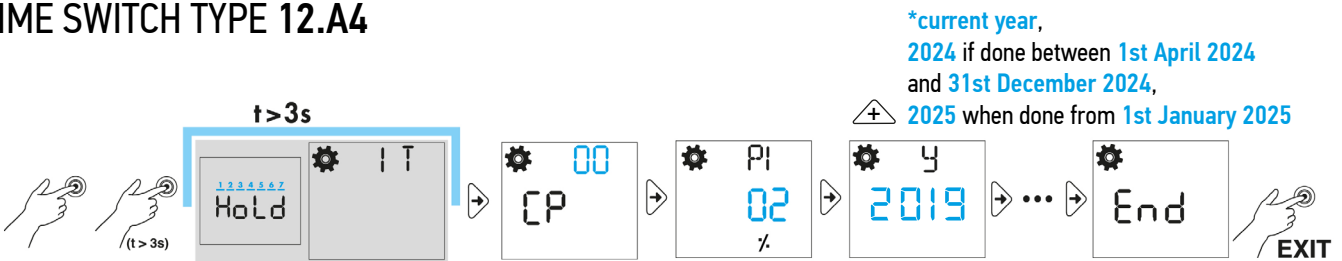


# HOW TO SET THE CURRENT YEAR MANUALLY

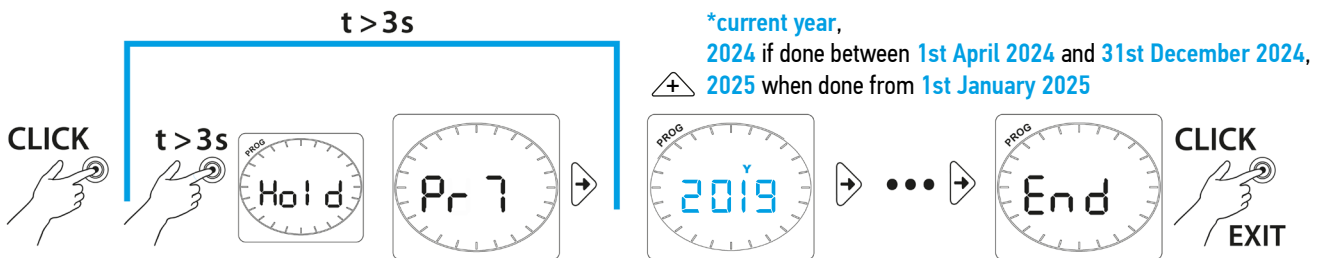
## TIME SWITCHES TYPE 12.A1 - 12.A2



## TIME SWITCH TYPE 12.A4



## TIME SWITCH TYPE 12.51



## TIME SWITCHES TYPE 12.61 - 12.62

