finder
RELAYING INNOVATION



93.21

	93.21.0.024.0000 (12...24) V AC (50/60 Hz) / DC U_{min}- U_{max} (0.8 - 1.1)U_N
	*(–40…+70)°C
IP20	

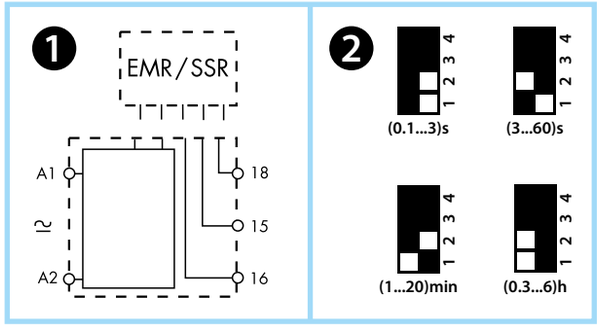

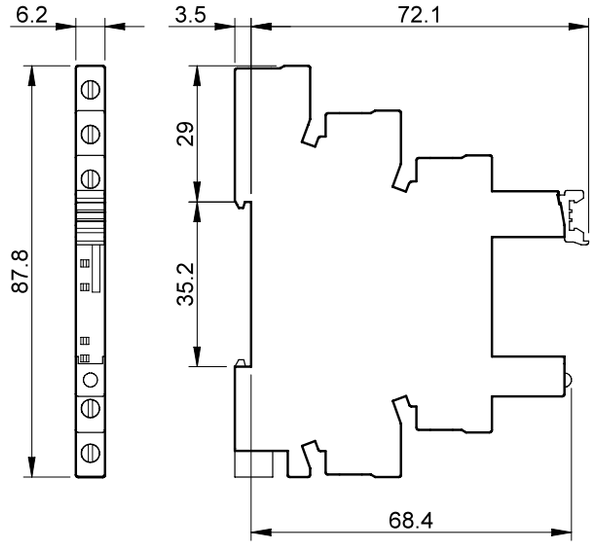

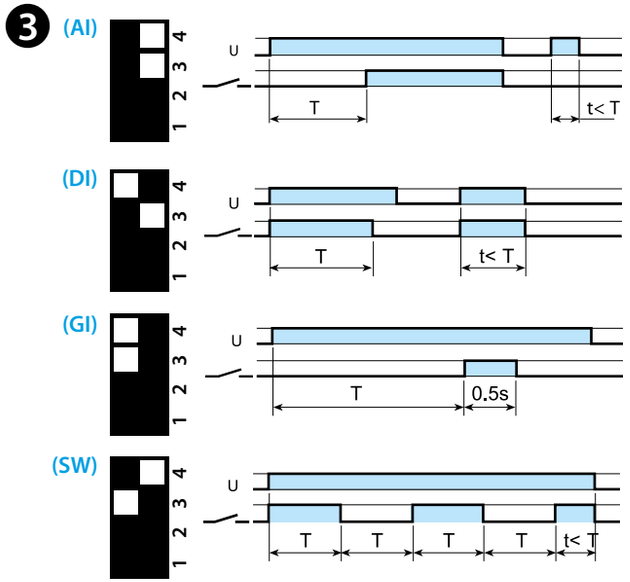

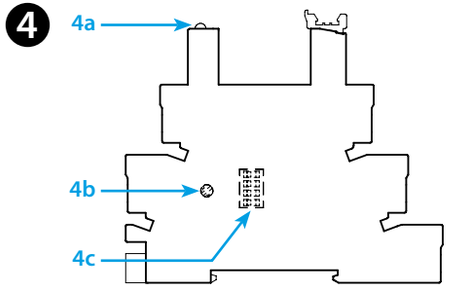

5

	5a	5b	5c	5d
A	1 CO 6 A	12 V AC/DC	34.51.7.012.0010	93.21.0.024
	1 CO 6 A	24 V AC/DC	34.51.7.024.0010	93.21.0.024
B	1 NO 2 A 24 V DC	24 V AC/DC	34.81.7.024.9024	93.21.0.024
	1 NO 2 A 240 V AC	24 V AC/DC	34.81.7.024.8240	93.21.0.024

Utility Model - IB9321001 - 09/26 - FINDER S.p.A. - 10040 ALMESE (TO) - ITALY

ENGLISH

93.21
TIMED SOCKET FOR 34 SERIES

1 WIRING DIAGRAM

2 TIMES SCALES

3 FUNCTIONS

U Supply voltage
Output Contact
AI On-delay
DI Interval
GI Pulse delayed
SW Symmetrical flasher (starting pulse on)

4 4a LED
- off: relay OFF (supply off)
- off: supply ON, timing in progress, relay OFF
- continuous: supply ON, relay ON

4b Time delay adjustment trimmer
4c Dip Switch: times scales and functions

5 COMBINATIONS

A ELECTROMECHANICAL RELAY (EMR)
B SOLID STATE RELAY (SSR)
5a 93.21 output contact
5b Supply voltage
5c Type of plug-in relay
5d Type of socket

NOTE

Although the timer socket covers both 12 and 24 volt supplies, it must be combined with the appropriate 12 V DC or 24 V DC relay.
Resulting in a combination suitable for just a single supply voltage.

*(-40...+70)°C (EMR)
(-40...+55)°C (SSR)

finder