



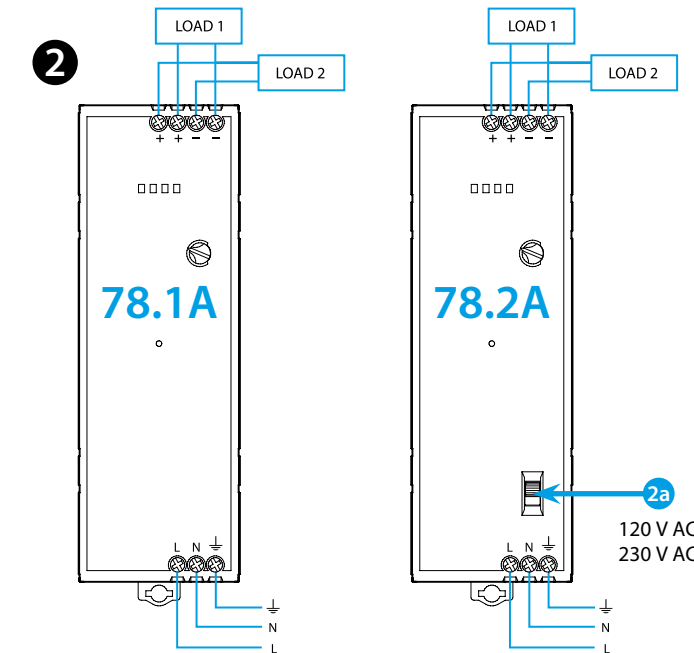
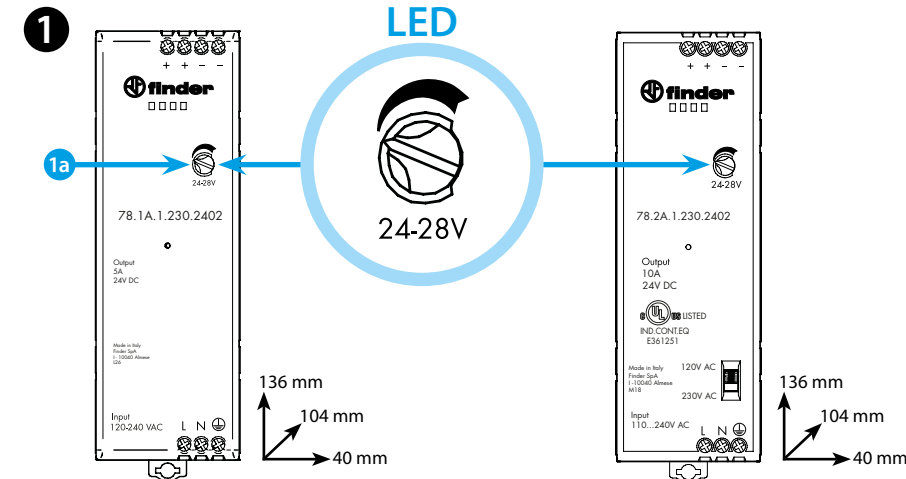
78.1A

78.2A

IN	78.1A.1.230.2403 U _N 120...240 V AC (50/60 Hz) U _{min} - U _{max} 120 - 250 V AC (50/60 Hz) P _{stand-by} < 1.9 W @ 230 V AC
OUT	6 A (@40°C)/5 A(@50°C) (max 10 A - 5 ms) 24 V DC, 120 W [IN 230 V AC, (-20...+50)°C] 4.5 A (max 10 A - 5 ms) 24 V DC, 110 W [IN 120 V AC, (-20...+50)°C]
	(-20...+60)°C
IP20	

IN	78.2A.1.230.2402 U _N 120 - 230 V AC (50/60 Hz) U _{min} - U _{max} 95-130 V AC (120 V) AC 185-250 V AC (230 V) AC P _{stand-by} ≤ 3 W @ 120 V; ≤ 2.6 W @ 230 V AC
OUT	11 A (@30°C) / 10 A (@40°C) (max 25 A - 5 ms) 24 V DC, 240 W [IN 230 V AC, (-20...+40)°C] 9 A (max 20 A - 5 ms) 24 V DC, 215 W [IN 120 V AC, (-20...+40)°C]
	(-20...+60)°C
IP20	

	7mm
0.5 Nm	7mm
mm ² : 1x2.5 max - 1x0.5 min	
AWG: 1x14 max - 1x20 min	

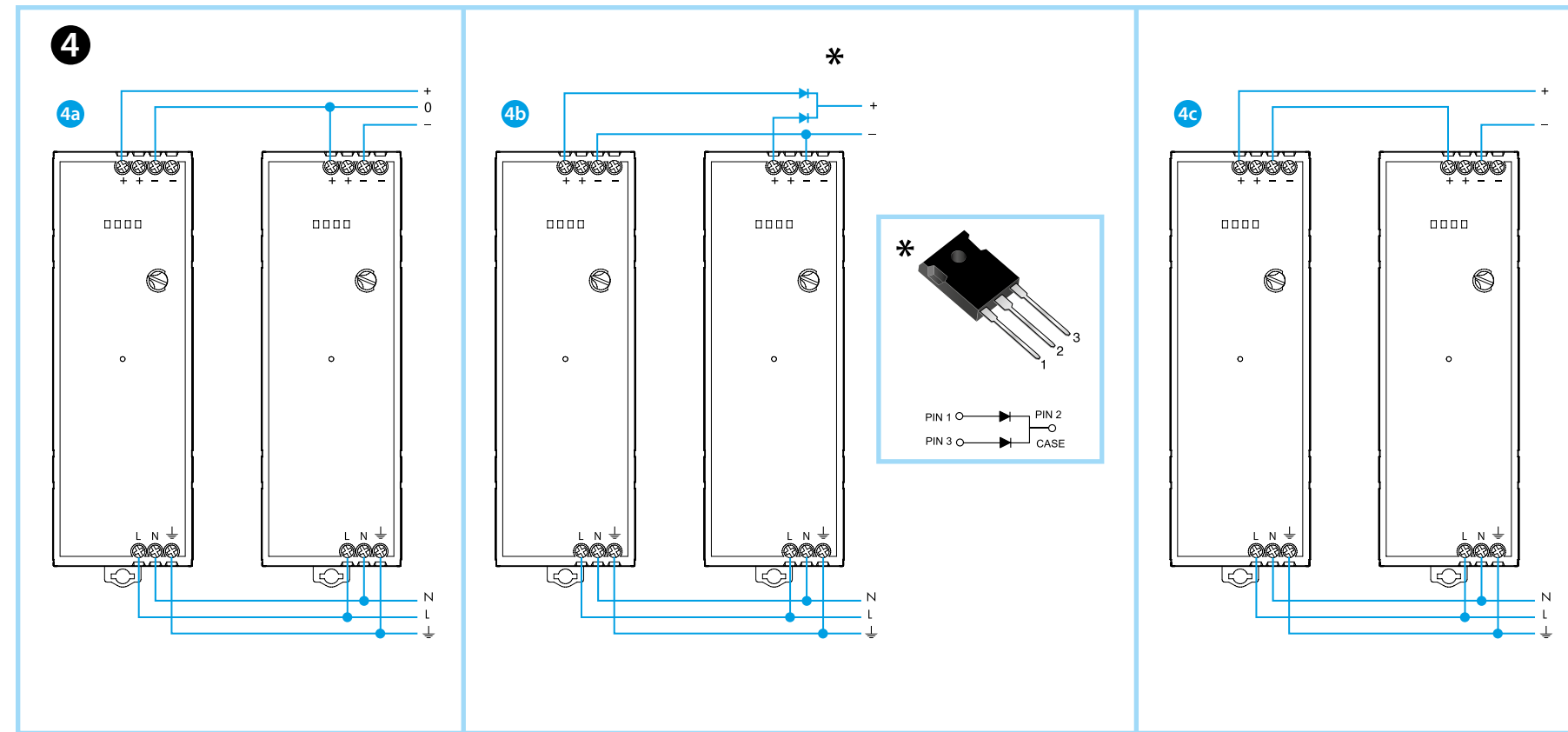


78	U _N	LED
OK	✓	
Sh 78.1A	✓	
Sh 78.2A	✓	
ThL	✓	OFF



IND. CONT. EQ
E361251

Installation Environmental Conditions
 - Open Type Equipment - Pollution Degree-2 Installation Environment
 - Maximum Surrounding Air Temperature 40°C
 - Use 60°C / 75°C copper (CU) conductor and wire ranges No. 12-30 AWG, stranded or solid
 - The terminal tightening torque of 0.5 Nm



SWITCH MODE POWER SUPPLY

- DIMENSIONS / FRONT VIEW**
1a Nominal output voltage 24 V DC adjustable between 24 and 28 V
With integral LED
LED ON: DC OK
- CONNECTIONS**
2a Supply voltage selector switch (120 V - 230 V)
- LED INDICATION TABLE**
1a Green LED
U_N AC Supply
Sh Short circuit
ThL Thermal limit
- WIRING DIAGRAM EXAMPLES (valid for both models)**
4a Dual connection - for a Bipolar supply
4b Parallel connection (I ≤ 2 x I_N)
* MBR 4060PT (TO247)
4c Series connection - for increased output voltage

NOTE
78.1A
 - Input current (Max): 1.75 A @ 120 V AC / 5 A @ 24 V DC
 - Efficiency: 92% @ 230 V AC
 - Automatic protection against short circuit
78.2A
 - Input current (Max): 3.5 A @ 100 V AC / 9 A @ 24 V DC
 - Efficiency: 94% @ 230 V AC
 - Automatic protection against short circuit

IMPORTANT NOTE (78.2A)
 Before powering up the device check the mains voltage being used and ensure the voltage selector is in the appropriate position.
The product can be used without particular wiring requirements, but, to ensure compliance with EN 61204-3: 2019, the length of the connection cables between the output terminals and the load must not exceed 30 m