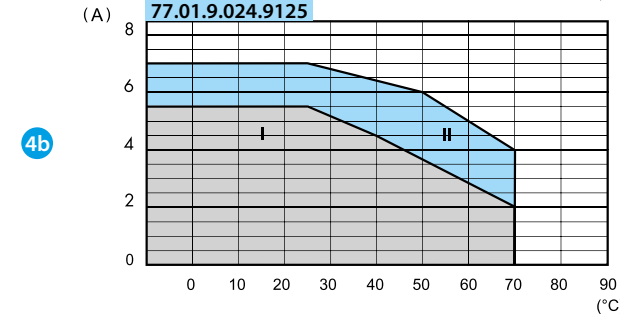
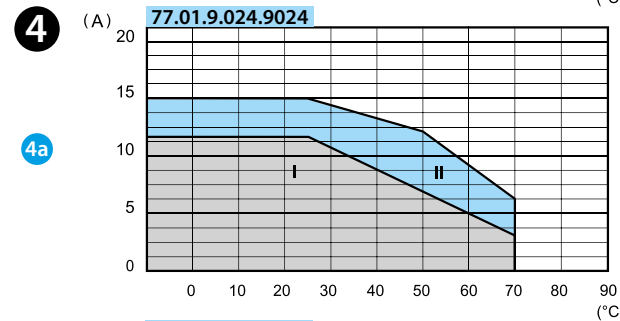
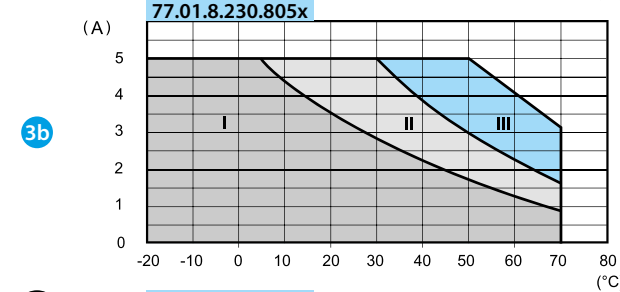
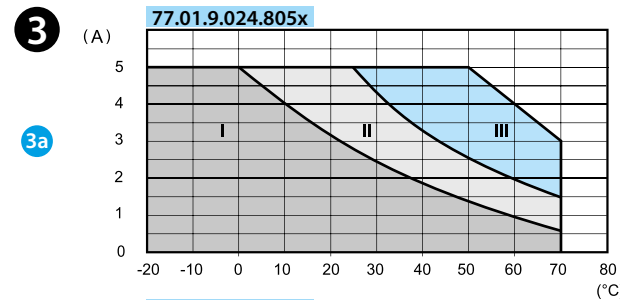
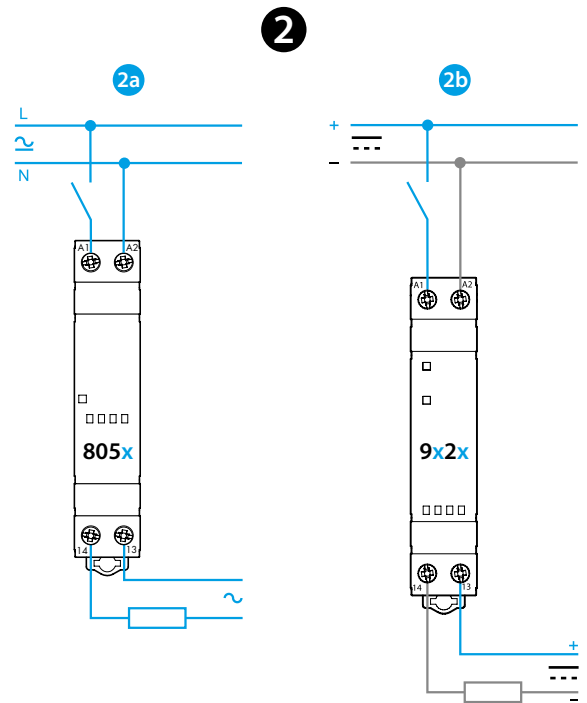
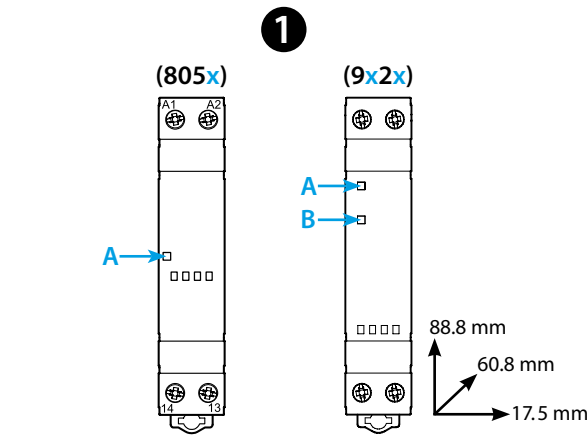
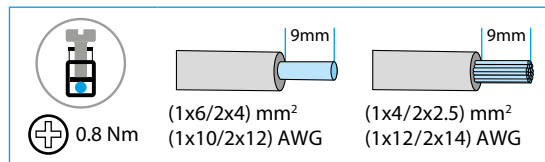


77.01

	77.01.x.xxx.805x	77.01.9.024.9x2x
	9.024 U _N (6...24)V DC U _{min} -U _{max} (4-32)V DC P 0.4 W 8.230 U _N 230 V AC (50/60 Hz) U _{min} -U _{max} (90-265)V AC P 3.6 VA (50 Hz)/0.3 W	9.024 U _N (6...24)V DC U _{min} -U _{max} (4-32)V DC P 0.4 W
	1 NO (SPST-NO) 5 A (48...265)V AC	1 NO (SPST-NO) 15 A (16...32)V DC (9024) 7 A (43...140)V DC (9125)
	AC7a (cos φ = 0.8) 5 A AC15 5 A 3A (8051)	DC13 5 A 2.5A (9125)
	(M) (230 V AC) 0.1 kW (8051)	(M) (DC) 0.2 kW (9024)
	1000 W 800 W (8051)	
	1000 W 800 W (8051) CFL/LED 800 W 400 W (8051)	
	(-20...+70)°C	
	IP20	



5

LED 1	U _N
	—

LED 2	ShC
	—



77.01.8.230.8050/8051 5 A 230 VAC
 77.01.9.024.9024 15 A 24 VDC
 77.01.9.024.9125 7 A 125 VDC

- For use in Pollution Degree 2 Environment
- Max surrounding Air Temperature 50 °C
- Models AC shall be protected by the supplementary fuse (JDYX/7-8) rated 250 V AC, 1.6 A, 1.5 kA
- Use 60/75°C copper (CU) conductors only and wire range 14-18 AWG, stranded or solid

ENGLISH

77.01 MODULAR SOLID STATE RELAY

- FRONT VIEW**
 - A LED 1 green
 - B LED 2 red (77.01.9.024.9x2x only)
- WIRING DIAGRAM**
 - 2a type 77.01.x.xxx.805x
 - 2b type 77.01.9.024.9x2x
- OUTPUT SPECIFICATION**
 - 3a Output RMS current v ambient temperature 77.01.9.024.805x @ 32 V DC
 - 3b Output RMS current v ambient temperature 77.01.8.230.805x @ 265 V AC
 - I - Modular SSR installed as a group (without gap)
 - II - Modular SSR installed as a group (9 mm gap between each SSR)
 - III - Modular SSR installed individually in free air (without a significant influence from nearby components)
- OUTPUT SPECIFICATION**
 - 4a Output DC current v ambient temperature 77.01.9.024.9024 @ 32 V DC
 - 4b Output DC current v ambient temperature 77.01.9.024.9125 @ 32 V DC
 - I - Modular SSR installed as a group (without gap)
 - II - Modular SSR installed individually in free air, or with a gap > 9 mm, which implies no significant influence from nearby components
- LED**
 - LED 1 green
 - LED 2 red (77.01.9.024.9x2x only)
 - U_N Power supply
 - ShC Short circuit protection (To restore normal operation it is necessary to disconnect the power, resolve the short circuit and then restore power)

- OTHER DATA**
- AC output (with back to back SCR) (805x)
 - Zero-crossing versions (8050)
 - Random versions (8051)
 - Minimum switching current: 100 mA