



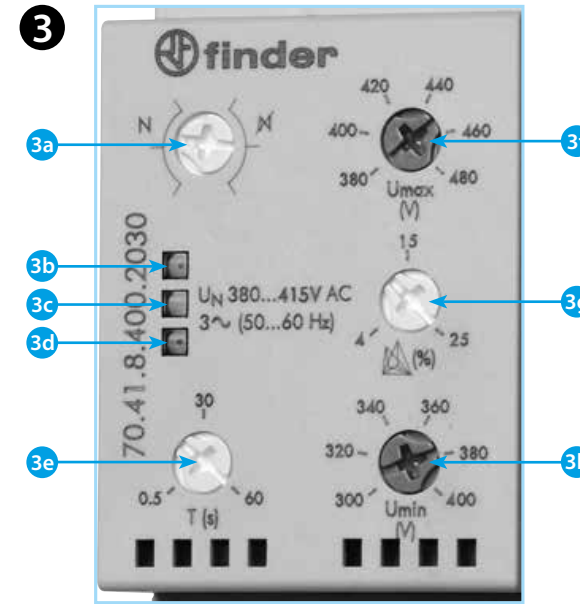
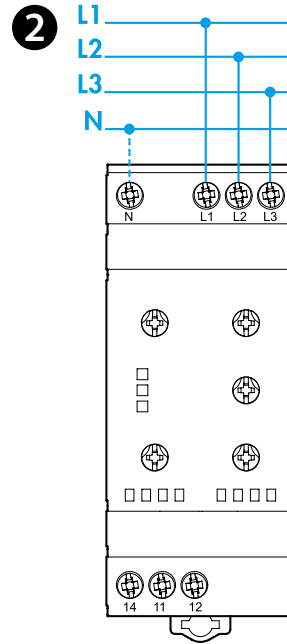
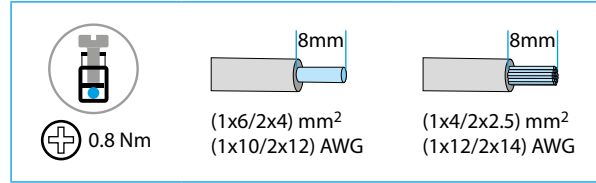
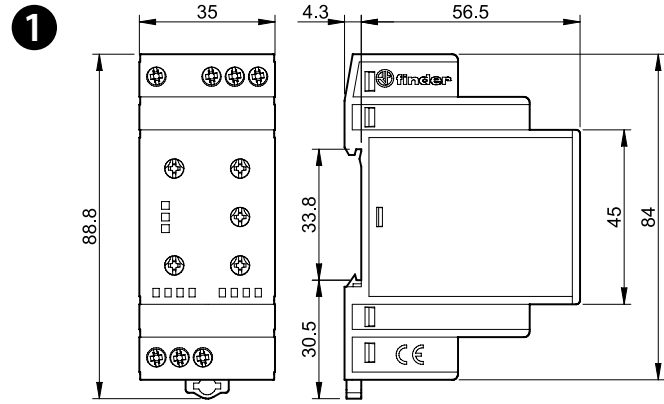




70.41

	70.41.8.400.2030
	U _N (380...415) V AC (50/60 Hz)
	U _{min} 220 V AC
	U _{max} 510 V AC
	P 11 VA / 0.9 W
	1 CO (SPDT) 6 A 250 V AC
	AC1 1500 VA
	AC15 (230 V AC) 500 VA
	(230 V AC) 0.185 kW
	DC1 (24/110/220) V (6/0.2/0.12) A
	(-20...+60)°C
	IP20



ENGLISH

70.41
3 PHASE + NEUTRAL AC LINE MONITORING RELAY

1 OUTLINE DRAWING

2 WIRING DIAGRAM

11-14: output Make contact
11-12: output Break contact

3 FRONT VIEW (detail)

3a Function selector:
(N) With N-line monitoring
(M) Without N-line monitoring

3b LED 1 (green)

3c LED 2 (yellow)

3d LED 3 (red)

3e Switch-off delay time (T on function diagrams) adjustable (0.5...60)s

3f Maximum voltage selector (380...480)V

3g Asymmetry adjustable (4...25)% U_N

3h Minimum voltage selector (300...400)V

4 FUNCTIONS

4a Window mode (overvoltage + undervoltage)

4b Phase loss and rotation monitoring

4c Asymmetry and Neutral loss

NOTE

Hysteresis (H on function diagrams): 10V.

Power-on activation time: 1s.

Switch-on lock-out time: 1s.

Positive safety logic - Make output contact opens if the relay detects an error.

