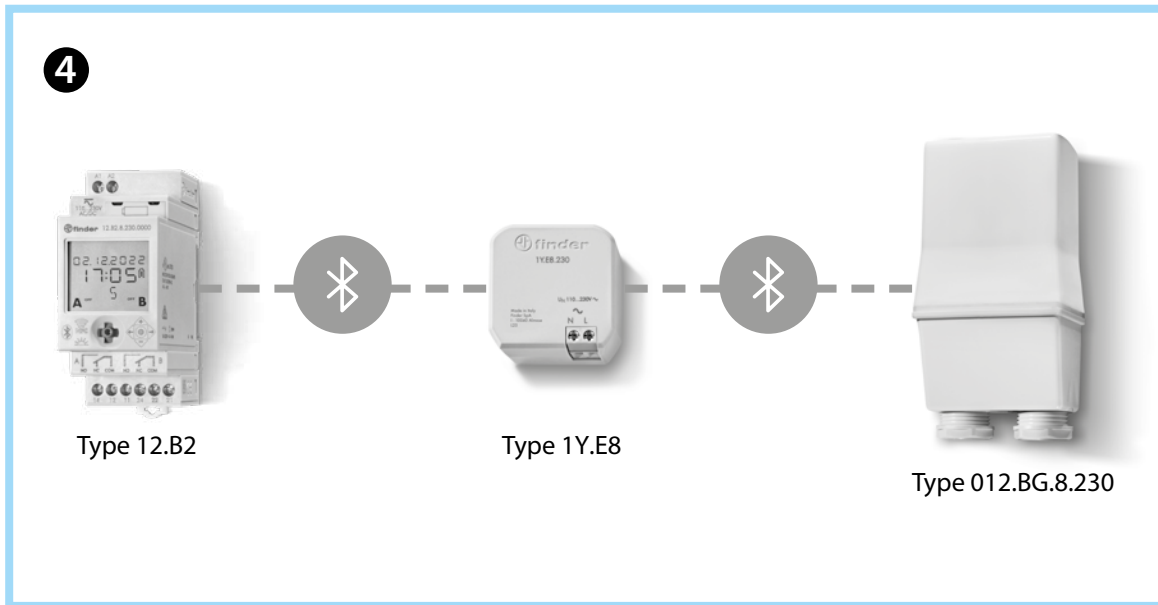
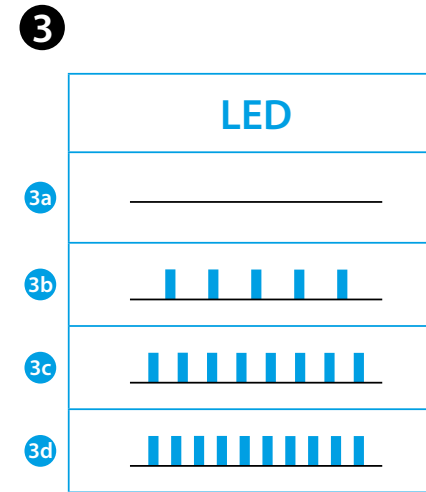
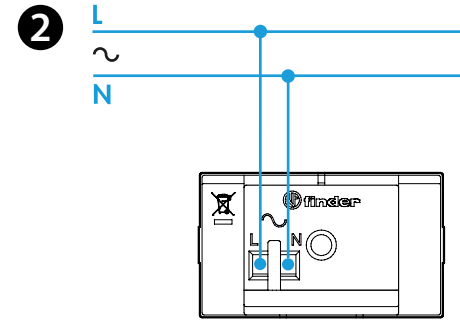
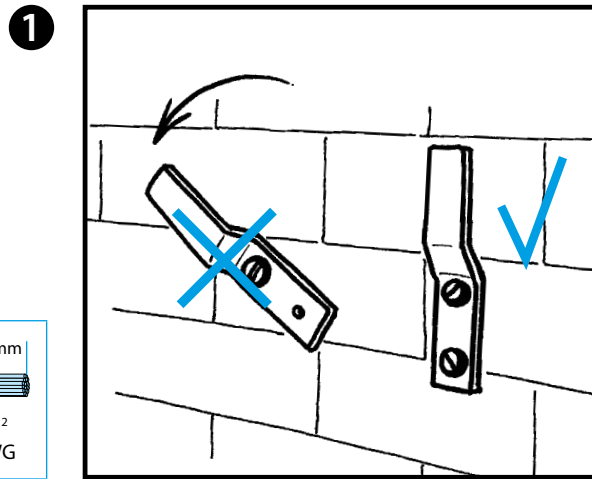
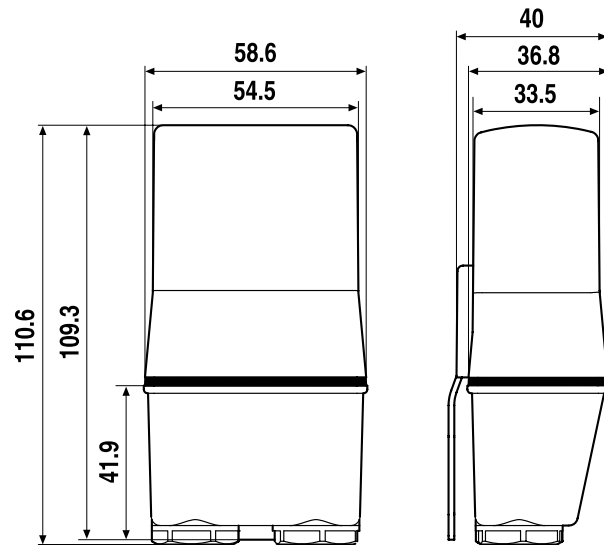




012.BG

	012.BG.8.230 U_N 110...230 V AC (50/60 Hz) U_{min} 88 V AC U_{max} 253 V AC P 2 VA
IP54	

0.8 Nm	(1x6/2x4) mm ² (1x10/2x12) AWG	(1x4/2x2.5) mm ² (1x10/2x14) AWG



ENGLISH

**012.BG.8.230
BLUETOOTH GPS ANTENNA FOR TYPE 12.B2**

The type 012.BG antenna synchronizes the date and time of the type 12.B2 clock every day at 4:30am. When the antenna is powered it seeks the satellites for 2 minutes, during which time it is possible to update the firmware. Once the time has passed, it will start sending data via bluetooth. It is possible to synchronize all 12.B2s within bluetooth range. To check that the 12.B2 is receiving the signal correctly, refer to the procedure in the time switch manual.

- 1 WALL MOUNTING**
Install the antenna on an external wall - preferably the outside face.
- 2 WIRING DIAGRAM**
- 3 LED OPERATION**
 - 3a No GPS signal (OFF)
 - 3b GPS signal found (1 Hz)
 - 3c Direct forced synchronization (2 Hz)
 - 3d Forced synchronization via 1Y.E8 (3 Hz)
- 4 USING BLUETOOTH SIGNAL EXTENDER (OPTIONAL)**